



# GLOBAL REPORT ON DROWNING

## KEY FACTS


**372 000**  
people die  
from drowning  
**EVERY YEAR**



**OVER HALF**  
of all drowning  
deaths are among  
those aged  
**UNDER 25**  
**YEARS**



**MALES**  
**ARE TWICE**  
**AS LIKELY**  
to drown  
as females

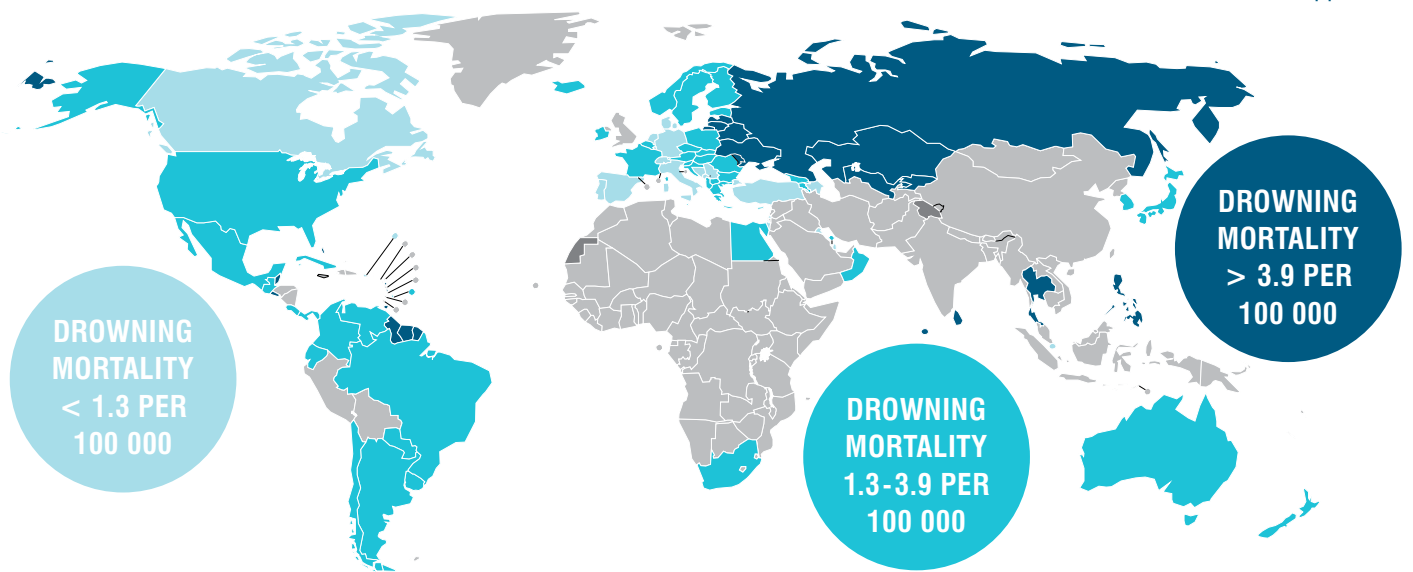


Drowning is  
one of the  
**10 LEADING**  
**CAUSES OF**  
**DEATH**  
for people aged  
**1-24 years**



## DROWNING RATES

● Data not available ● Not applicable



## A LEADING KILLER OF CHILDREN

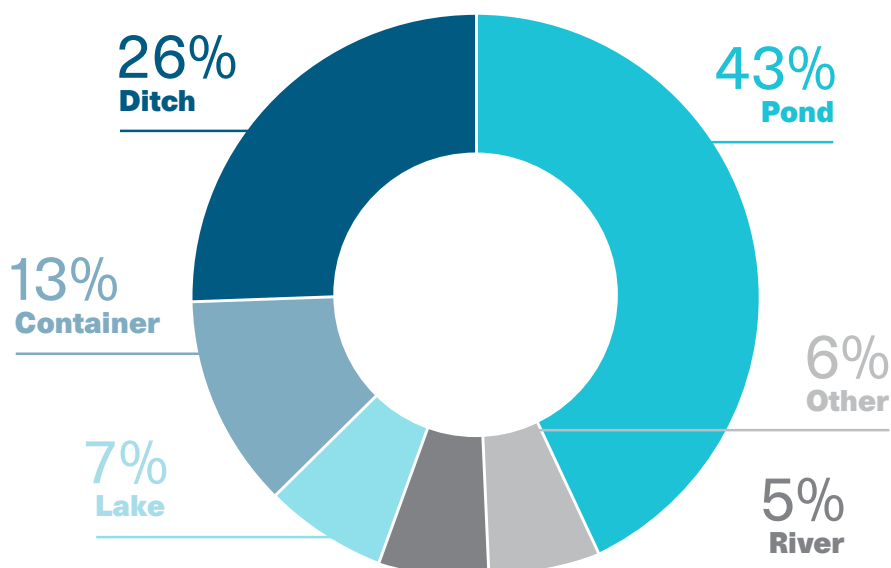
Number of deaths for children under 15 years

<b>TUBERCULOSIS</b>	<b>69 648</b>
<b>MEASLES</b>	<b>125 813</b>
<b>DROWNING</b>	<b>140 219</b>
<b>HIV</b>	<b>199 071</b>
<b>MENINGITIS</b>	<b>217 580</b>

# RISK FACTORS

## LIVING AROUND WATER

Wherever there is water, there is the threat of drowning



Place of drowning of Bangladeshi children under 5 years

## YOUNG CHILDREN

The highest drowning rates are among children aged 1-4 years



## FLOOD DISASTERS

Extreme rain fall, storm surges, tsunamis or cyclones



## TRANSPORT ON WATER

Especially on overcrowded or poorly maintained vessels



# PREVENTIVE ACTIONS

Install

## BARRIERS

controlling access to water



Provide

## SAFE PLACES

(for example, a crèche) away from water for pre-school children, with capable child care



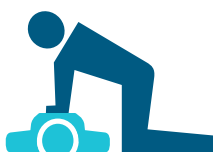
TEACH

school-age children basic SWIMMING, WATER SAFETY AND SAFE RESCUE SKILLS



TRAIN

bystanders in SAFE RESCUE AND RESUSCITATION



Set and enforce safe

BOATING, SHIPPING AND FERRY REGULATIONS



IMPROVE FLOOD

RISK MANAGEMENT locally and nationally

